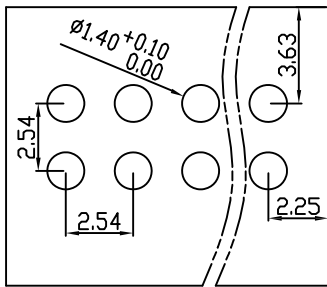
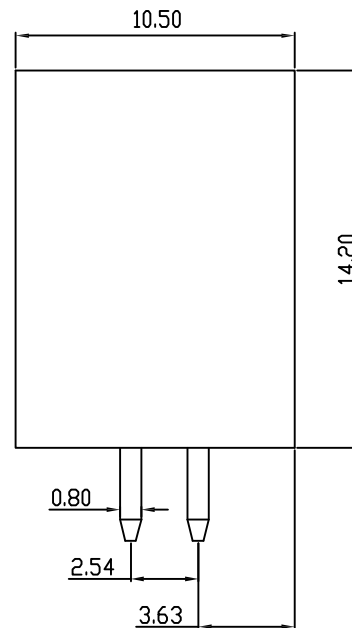
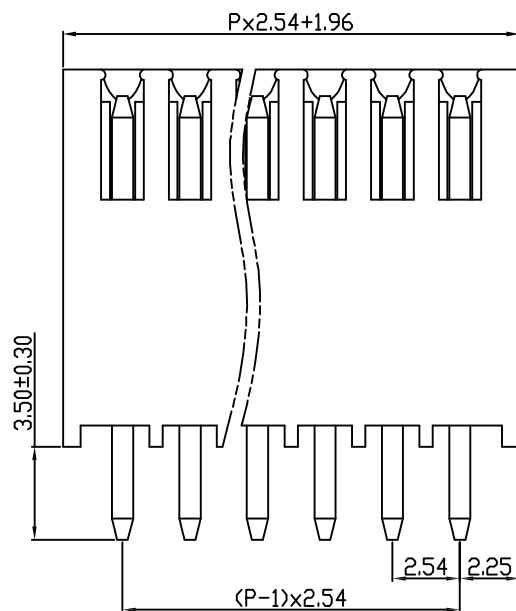

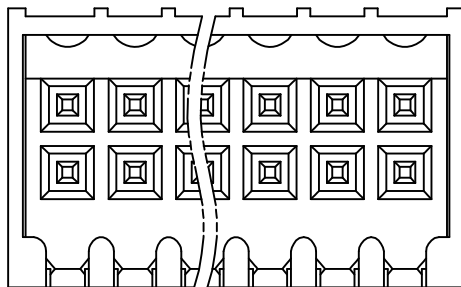


linear dimension(Tolerances Standard GB/T 14486-2008)								—		
variable range	to	over	over	over	over	over	over	to	over	over
	6	6 to 10	10 to 30	30 to 60	60 to 100	100 to 160	160 to		10 to 100	100 to
tolerance	±0.20	±0.30	±0.50	±0.70	±1.00	±1.30	±1.60	0.10	0.30	0.60

REVISION RECORD				
REV.	DESCRIPTION	ECN NO.	APPROVE	DATE
A	新发行		YXW	2021. 2. 25



PCB Layout



UL/CUL 技术参数				
UL/CUL Technical Data				
等级	Use Group	B	C	D
额定电压	Rated Voltage [V]	150	-	-
额定电流	Rated Current [A]	5	-	-
接线范围	Wire Range	-		
单/多芯线	Solid/Stranded [AWG]	-		
耐电压	Withstanding Voltage	AC1300V/1Min		
IEC 技术参数				
IEC Technical Data				
过电压类别	Overvoltage Category	III	III	II
污染等级	Contamination Class	3	2	2
额定电压	Rated Voltage [V]	-	160	320
额定电流	Rated Current [A]	-	6	6
额定冲击电压	Impulse withstand voltage <sup>a</sup> [KV]	-	2.5	2.5
导线截面积	Conductor cross section	-		
硬质/柔性导线	Solid/flexible [mm <sup>2</sup> ]	-		
材料				
绝缘材料	Insulation Material	PA66		
阻燃等级	Imflamability	UL94V-0		
导体材料	Contact Material	铜合金 Copper alloy		
导体表面镀层	Contactive Coating	镀锡 Tin Plated		
一般参数				
间距	Pitch [mm]	2.54		
极数	Poles [P]	2x(02-24)		
剥线长度	Stripping Length [mm]	-		
螺丝	Screw/扭矩 Torque(Max) [N.m]	-		
工作温度	Operating temperatur [°C]	-40~+120		
引针尺寸	Pin Dimensions [mm]	3.50		
PCB板孔径	PCB Hole Diameter [mm]	1.40		

DES.	CLB	DATE	2021. 2. 25	单位/UNITS	MM	时间/SIZE	A4	比例/SCALE	1:1
CHK.	LF	DATE	2021. 2. 25	宁波市旭骋电子有限公司 NINGBOSHI XUCHENG ELECTRONIC CO., LTD					
APP.	YXW	DATE	2021. 2. 25						

第三视角/THIRD ANGLE PROJECTION		版本/REV	A
		名称/TITLE	XC15EDGEV-2.54